

GPM120 Aluminium Adjustable Spring Lift-Off Hinge

Features

- Spring loaded for self-closing
- Spring tension adjustable with three steps with a hex key
- Easy to remove the door.
- Black, white, golden or bronze colours and R10 corner rounding are available on request (made-to-order)
- Soft-close can be achieved by using spring hinge in combination with door damper / closers, contact your nearest [Gripwell](#) team for assistance
- Passed 250,000 life cycle test

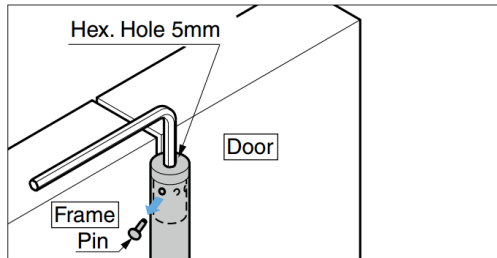


Notes

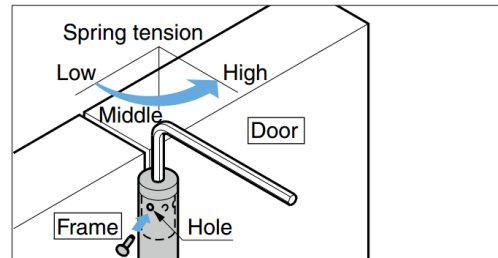
- In event of noise, to apply lubricant to washer and torsion spring

Spring Tension Adjustment

Figure below shows the case of left-hanging.

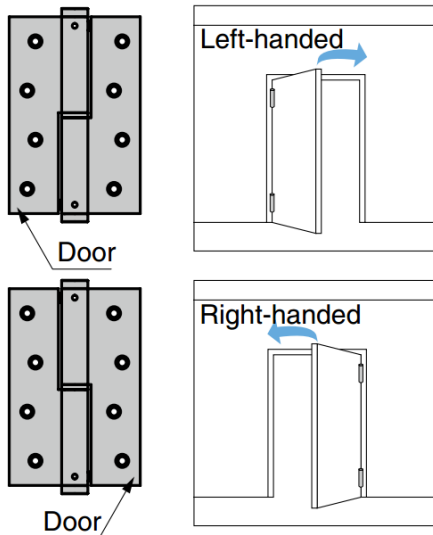


Loosen shaft with a hex key and remove the pin.



Adjust spring tension with three steps. Put the pin to the hole and fix.

Installation

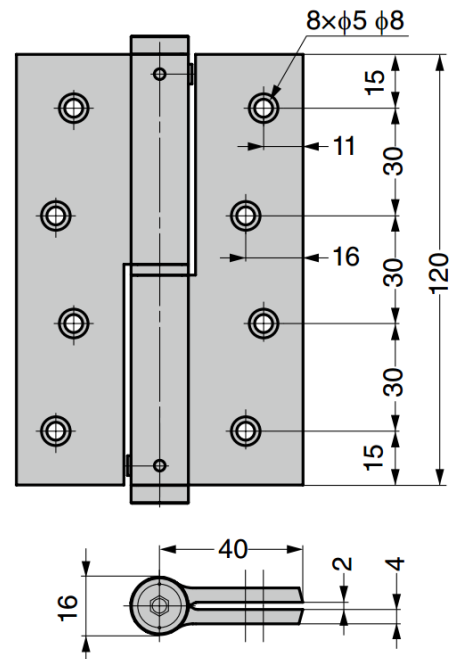


Use right-handed hinge if door is hung on the right (viewing from the side of pulling the door).

Left-handed type.

※¹ After the door is closed, leaves are not parallel to each other.

※² The value in case of door width 1000mm or less



Part No.	Material	Finish	※ ² Load Capacity (2 pcs)		※ ² Load Capacity (3 pcs)	
GPM120-524401L	Aluminium Alloy	Anodised	200 N	20 kg	300 N	30 kg
GPM120-525401R						